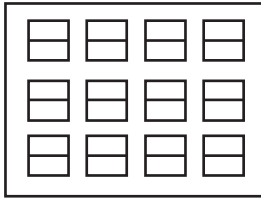


IN STORE STOCK CASE COLLECTION

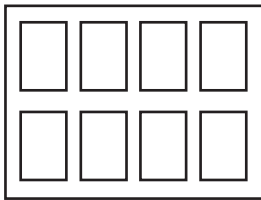
DESCRIPTION

INTERNAL DIMENSIONS



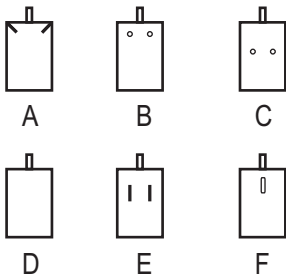
*** SC001** 12 ON RING CASE
 EACH RING INDIVIDUALLY
 SET IN SOFT ROLL
 SOFT ROLL RING SECTION
 35MM X35MM

227mmx170mmx38mm



*** SC002** 8 ON EARRING PENDANT CASE
 EACH LIFT OUT INNER PAD SET IN
 INDIVIDUAL SECTION 40MM X60MM
 PORTRAIT PADS RAISED ON SHOULDERS
 TO ALLOW FOR EARRING WIRE OR CHAIN
 BEHIND PAD REFER TO STOCK CASE INSERT
 SHEET FOR INNER PAD TYPE & DETAILS

227mmx170mmx38mm



WHEN PLACEING ORDER PLEASE STATE TYPE OF
 INSERT PAD REQUIRED REFER TO DIAGRAM.

A- PAD SLOTTED FOR NECK CHAIN

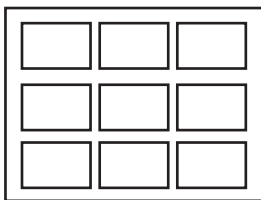
B- PAD WITH TWO HOLES 10MM DOWN FROM TOP EDGE FOR EARRINGS

C- PAD WITH TWO HOLES 20 MM DOWN FROM TOP EDGE FOR EARRINGS

D- PAD PLAIN NO PIERCEING

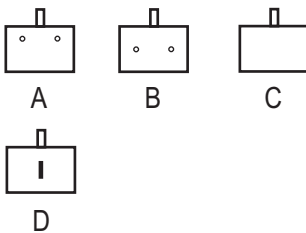
E- PAD WITH TWO SLOT FOR EARRING WITH SAFETY WIRE

F- PAD WITH HOOK 5MM DOWN FROM TOP EDGE



*** SC003** 9 ON EARRING PIN CASE
 EACH LIFT OUT INNER PAD
 SET IN INDIVIDUAL SECTION
 60MM X40MM LANDSCAPE
 PADS RAISED ON SHOULDERS
 TO ALLOW FOR EARRING WIRE
 OR FITTING BEHIND PAD
 REFER TO STOCK CASE INSERT SHEET
 FOR INNER PAD TYPE & DETAILS

227mmx170mmx38mm



TO ALLOW FOR EARRING WIRE OR FITTING BEHIND PAD

A- PAD WITH TWO HOLES 15MM DOWN FROM
 TOP EDGE FOR EARRINGS

B- PAD WITH TWO HOLES IN CENTRE FOR EARRING

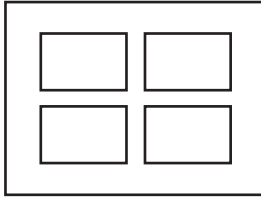
C- PAD PLAIN NO PIERCEING

D- PAD WITH 10 MM LONG ELASTIC LOOP IN CENTRE
 TO HOLD PIN OR BROOCH PIN

IN STORE STOCK CASE COLLECTION


DESCRIPTION

INTERNAL DIMENSIONS





*** SC004** 4 ON BROOCH CASE
 EACH LIFT OUT INNER PAD
 SET IN INDIVIDUAL SECTION
 75MMX49MM LANDSCAPE
 PADS RAISED ON SHOULDERS
 TO ALLOW FOR PIN OR CHAIN
 OR FITTING BEHIND PAD
 REFER TO STOCK CASE INSERT SHEET
 FOR INNER PAD TYPE & DETAILS

227mmx170mmx38mm




*** SC005** 5 ON BRACELET CASE
 EACH LIFT OUT INNER PAD
 225MMX29MM IN INDIVIDUAL SECTION
 REFER TO STOCK CASE INSERT SHEET
 FOR INNER PAD TYPE & DETAILS

227mmx170mmx38mm




*** SC006** 1 ON NECKLACE CASE
 EACH LIFT OUT INNER PAD
 IN INDIVIDUAL SECTION
 168MM X 225MM PORTRAIT
 REFER TO STOCK CASE INSERT SHEET
 FOR INNER PAD TYPE & DETAILS


170mmx227mmx38mm



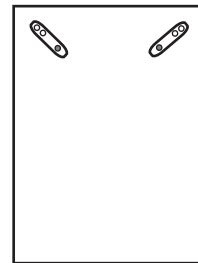
A



B



C

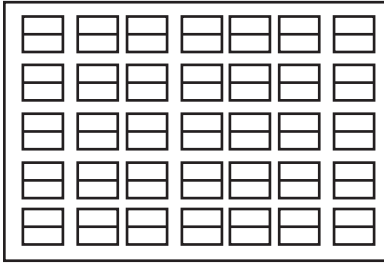


D

IN STORE STOCK CASE COLLECTION


DESCRIPTION

INTERNAL DIMENSIONS



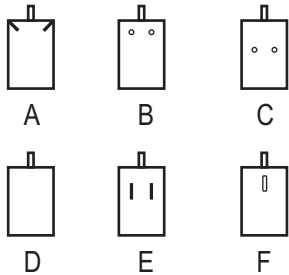
*** SC017** 35 ON RING CASE
EACH RING INDIVIDUALLY
SET IN SOFT ROLL
SOFT ROLL RING SECTION
35MM X35MM

338mmx228mmx38mm




*** SC018** 18 ON EARRING PENDANT CASE
EACH LIFT OUT INNER PAD SET IN INDIVIDUAL
SECTION 40MM X60MM PORTRAIT PADS RAISED
ON SHOULDERS TO ALLOW FOR EARRING WIRE
OR CHAIN BEHIND PAD. WHEN PLACEING ORDER
PLEASE STATE TYPE OF INSERT PAD REQUIRED
REFER TO DIAGRAM.

338mmx228mmx38mm

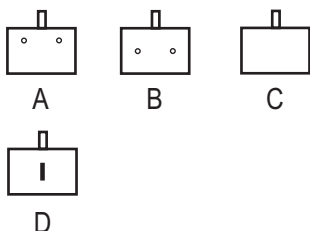


A- PAD SLOTTED FOR NECK CHAIN
B- PAD WITH TWO HOLES 10MM DOWN FROM TOP EDGE FOR EARRINGS
C- PAD WITH TWO HOLES 20 MM DOWN FROM TOP EDGE FOR EARRINGS
D- PAD PLAIN NO PIERCE
E- PAD WITH TWO SLOT FOR EARRING WITH SAFETY WIRE
F- PAD WITH HOOK 5MM DOWN FROM TOP EDGE



*** SC019** 16 ON EARRING PIN CASE
EACH LIFT OUT INNER PAD SET IN INDIVIDUAL
SECTION 60MM X40MM LANDSCAPE PADS RAISED ON SHOULDERS
TO ALLOW FOR EARRING WIRE OR FITTING BEHIND PAD
A- PAD WITH TWO HOLES 15MM DOWN FROM
TOP EDGE FOR EARRINGS
B- PAD WITH TWO HOLES IN CENTRE FOR EARRING
C- PAD PLAIN NO PIERCE
D- PAD WITH 10 MM LONG ELASTIC LOOP IN CENTRE
TO HOLD PIN OR BROOCH PIN

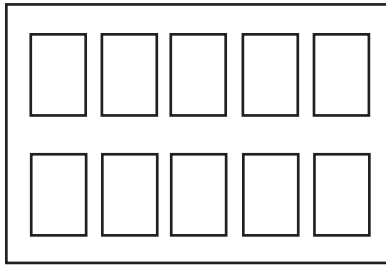
338mmx228mmx38mm



IN STORE STOCK CASE COLLECTION

DESCRIPTION

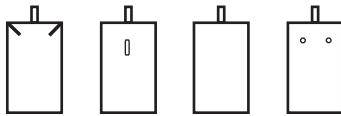
INTERNAL DIMENSIONS



*** SC020** 10 ON PENDANT CASE

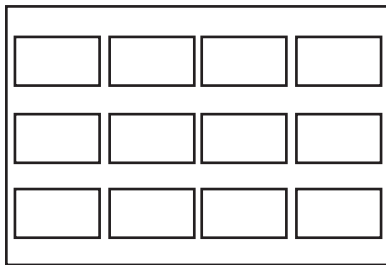
EACH LIFT OUT INNER PAD
 SET IN INDIVIDUAL SECTION
 49MM X75MM PORTRAIT
 PADS RAISED ON SHOULDERS
 TO ALLOW FOR CHAIN BEHIND PAD
 OR FITTING BEHIND PAD

338mmx228mmx38mm



A B C D

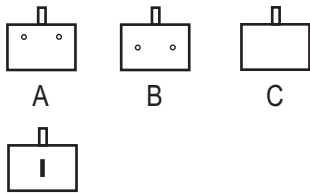
A- PAD SLOTTED FOR NECK CHAIN
 B- PAD WITH HOOK 5MM DOWN FROM TOP EDGE
 C- PAD PLAIN NO PIERCE
 D- PAD WITH TWO HOLES 10MM DOWN FROM TOP EDGE FOR EARRINGS



*** SC021** 12 ON BROOCH CASE

EACH LIFT OUT INNER PAD
 SET IN INDIVIDUAL SECTION
 75MMX49MM LANDSCAPE
 PADS RAISED ON SHOULDERS
 TO ALLOW FOR PIN OR CHAIN
 OR FITTING BEHIND PAD


338mmx228mmx38mm



A B C

D


A- PAD WITH TWO HOLES 15MM DOWN FROM
 TOP EDGE FOR EARRINGS
 B- PAD WITH TWO HOLES IN CENTRE FOR EARRING
 C- PAD PLAIN NO PIERCE
 D- PAD WITH 10 MM LONG ELASTIC LOOP IN CENTRE
 TO HOLD PIN OR BROOCH PIN



*** SC022** 10 ON BRACELET CASE

EACH LIFT OUT INNER PAD
 29MMX225MM IN INDIVIDUAL SECTION

338mmx228mmx38mm




A

B

IN STORE STOCK CASE COLLECTION

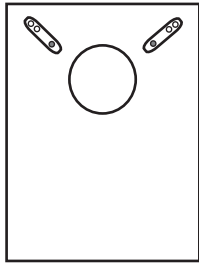
DESCRIPTION

INTERNAL DIMENSIONS




* **SC023** 2 ON NECKLACE CASE
EACH LIFT OUT INNER PAD
IN INDIVIDUAL SECTION
168MM X 225MM PORTRAIT
REFER TO STOCK CASE INSERT SHEET
FOR INNER PAD TYPE & DETAILS

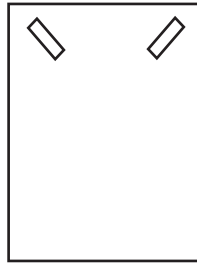
338mmx228mmx38mm



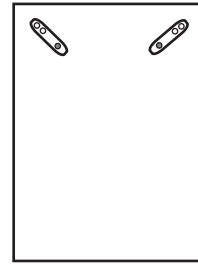
A



B



C



D