


MONACO COLLECTION

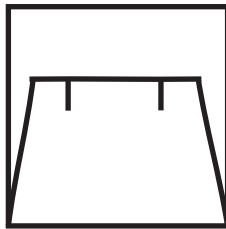
DESCRIPTION

INTERNAL DIMENSIONS



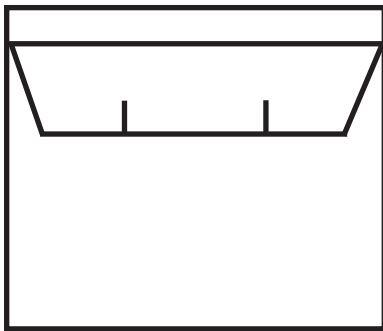
- * **S01** LARGE SINGLE RING CASE
INSERT SOFT ROLL
FOAM PADDED FIXED IN BASE
COVERED SOFT LEATHER OR REAL SUEDE
LINED REAL SUEDE

58mmx58mmx43mm



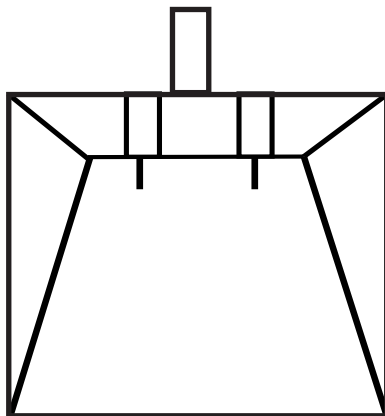
- * **S02** STUD FLAP EARRING CASE
INSERT LIFT OUT PAD
COVERED SOFT LEATHER
OR REAL SUEDE
LINED REAL SUEDE

58mmx58mmx43mm



- * **S03** LARGE LANDSCAPE
FLAP EARRING CASE
INSERT LIFT OUT PAD
COVERED SOFT LEATHER OR REAL SUEDE
LINED REAL SUEDE

100mmx85mmx40mm



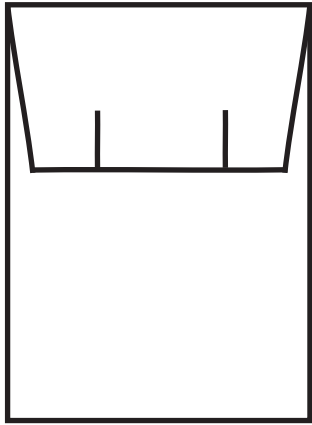
- * **S04** LARGE LANDSCAPE
WEDGE EARRING CASE
LIFT OUT INSERT
COVERED SOFT LEATHER OR REAL SUEDE
LINED REAL SUEDE

100mmx85mmx40mm

MONACO COLLECTION

DESCRIPTION

INTERNAL DIMENSIONS



*** S05** PORTRAIT FLAP EARRING CASE

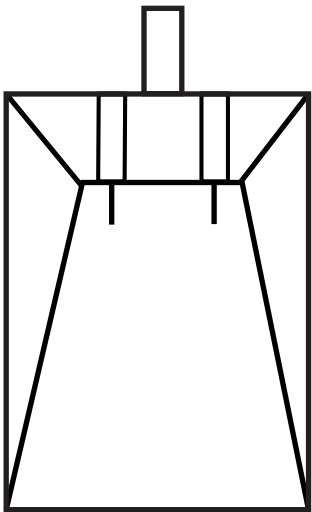
INSERT LIFT OUT PAD

80mmx110mmx40mm

COVERED SOFT LEATHER

OR REAL SUEDE

LINED REAL SUEDE



*** S06** PORTRAIT WEDGE EARRING CASE

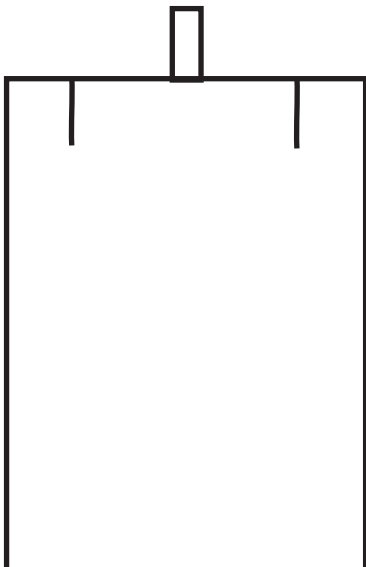
LIFT OUT INSERT

COVERED SOFT LEATHER

80mmx110mmx40mm

OR REAL SUEDE

LINED REAL SUEDE



*** S07** PENDANT CASE

LIFT OUT PAD

INSERT FOAM PADDED

95mmx130mmx36mm

WITH RIBBON LIFT

COVERED SOFT LEATHER OR REAL SUEDE

LINED REAL SUEDE

TWO SLITS TO HOLD CHAIN

MONACO COLLECTION

DESCRIPTION

INTERNAL DIMENSIONS



*** S08** BRACELET CASE

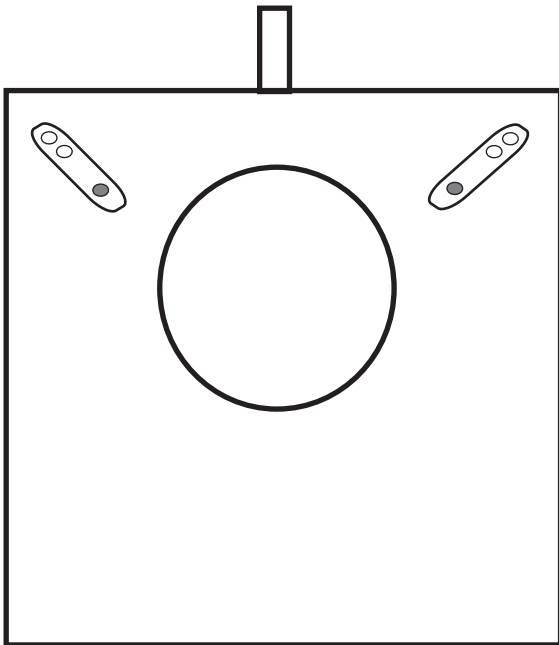
INNER BASE WEDGE INSERT

FIXED IN BASE

COVERED SOFT LEATHER OR REAL SUEDE

LINED REAL SUEDE

240mmx50mmx36mm



*** S10** LARGE SQUARE NECKLACE CASE

INNER BASE LIFT OUT PAD

WITH RIBBON LIFT


RAISED NECK

WITH TWO ADJUSTABLE STRAPS

COVERED SOFT LEATHER OR REAL SUEDE

LINED REAL SUEDE

220mmx220mmx50mm



*** S11** LARGE PORTRAIT NECKLACE CASE

INNER BASE LIFT OUT PAD

WITH RIBBON LIFT

RAISED NECK

WITH TWO ADJUSTABLE STRAPS

COVERED SOFT LEATHER OR REAL SUEDE

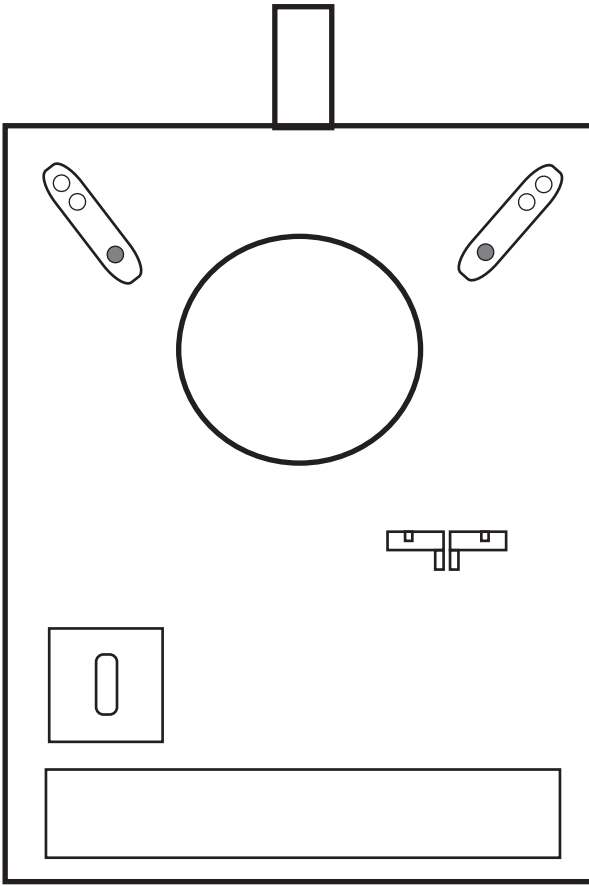
LINED REAL SUEDE

200mmx255mmx56mm

MONACO COLLECTION

DESCRIPTION

INTERNAL DIMENSIONS



*** S14** LARGE SET CASE

NECKLACE EARRING

BRACELET & RING CLIP

INNER BASE LIFT OUT PAD

WITH RIBBON LIFT

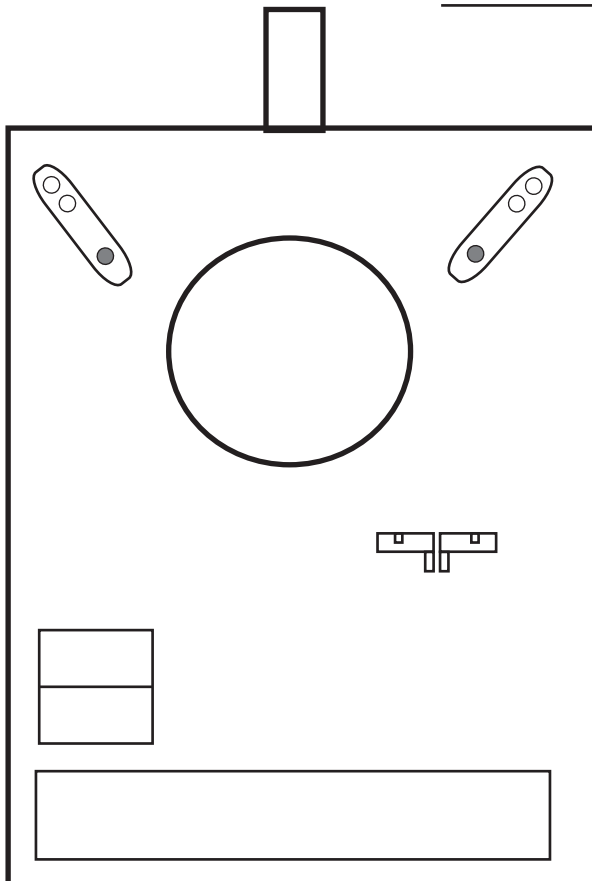
RAISED CENTRE

COVERED SOFT LEATHER OR REAL SUEDE

LINED REAL SUEDE

(*INSERT TYPE A*)

230mmx300mmx55mm



*** S14** LARGE SET CASE

NECKLACE EARRING

BRACELET & RING SOFT ROLL

INNER BASE LIFT OUT PAD

WITH RIBBON LIFT

RAISED CENTRE

COVERED SOFT LEATHER OR REAL SUEDE

LINED REAL SUEDE

(*INSERT TYPE B*)

230mmx300mmx55mm

MONACO COLLECTION

DESCRIPTION

INTERNAL DIMENSIONS



*** S15** BRACELET CASE

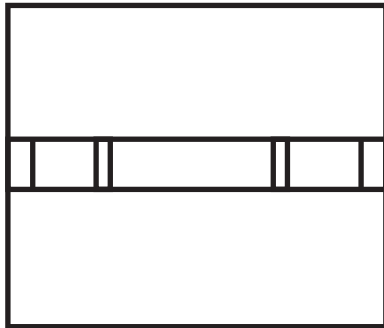
INNER BASE FRENCH PAD

FOAM PAD FIXED IN BASE

COVERED SOFT LEATHER OR REAL SUEDE

LINED REAL SUEDE

240mmx50mmx36mm




*** S16** BAR LINK CASE

INSERT FIXED IN BASE

COVERED SOFT LEATHER OR REAL SUEDE

LINED REAL SUEDE

100mmx85mmx40mm



*** S17** UNIVERSAL PLAIN CASE

LIFT OUT PAD

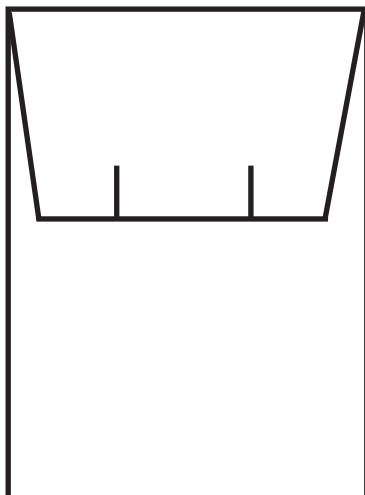
INSERT FOAM PADDED

WITH RIBBON LIFT

COVERED SOFT LEATHER OR REAL SUEDE

LINED REAL SUEDE

95mmx130mmx36mm



*** S18** PORTRAIT CASE

FLAP EARRING CASE

INSERT LIFT OUT PAD

COVERED SOFT LEATHER OR REAL SUEDE

LINED REAL SUEDE

95mmx130mmx36mm

MONACO COLLECTION

DESCRIPTION

INTERNAL DIMENSIONS



*** S21** BRACELET CASE

INNER BASE WEDGE INSERT

FIXED IN BASE

COVERED SOFT LEATHER OR REAL SUEDE

LINED REAL SUEDE

222mmx48mmx29mm



*** S22** DOUBLE RING CASE


INSERT SOFT ROLL

FOAM PADDED FIXED IN BASE

COVERED SOFT LEATHER OR REAL SUEDE

LINED REAL SUEDE

88mmx58mmx48mm



*** S23** BANGLE CASE

BASE INSERT CUSHION

SOFT FOAM PADDED

COVERED SOFT LEATHER OR REAL SUEDE

LINED REAL SUEDE

108mmx98mmx62mm
