

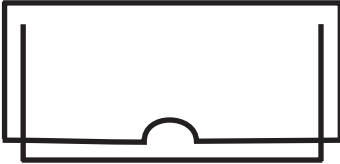
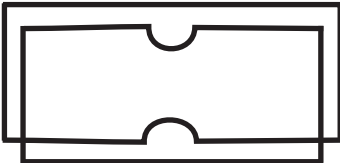


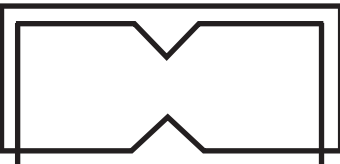
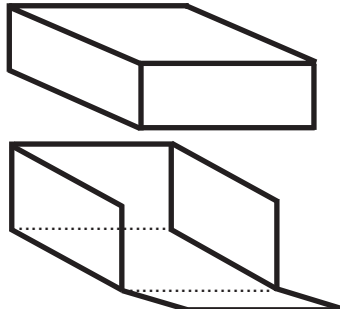


OUTER BOX+LID/ PACKER DESIGN STYLE OPTIONS

TYPE A		DEEP BOX SHALLOW LID
TYPE B		DEEP BOX LID RETURN 5 MM FROM BASE
TYPE C		FULL DEPTH LID THUMB CUT TO EASE REMOVAL OF LID
TYPE D		FULL DEPTH LID BOTH BOX & LID THUMB CUT TO BOTH EASE REMOVAL OF LID & REMOVAL OF INSIDE CASE
TYPE E		FULL DEPTH LID V CUT TO EASE REMOVAL OF LID
TYPE F		SHALLOW LID BOX V CUT TO ALLOW EASY REMOVAL OF INSIDE CASE
TYPE G		DEEP LID BOTH BOX & LID V CUT TO BOTH EASE REMOVAL OF LID & REMOVAL OF INSIDE CASE
TYPE H		DEEP LID 5MM FROM BASE BOX WITH FLAP FRONT TO ENABLE CASE TO SLIDE OUT

ALL STYLES ARE AVAILABLE WITH ATTACHED BASE RIBBON IF REQUIRED

OUTSIDE TOOLING OPTIONS

OL



TOOLING ON OUTSIDE LID OF CASE
STATE OL+ TOOLING REFERENCE SHEET
NUMBER/CODE

IR



TOOLING ON INSIDE LID + BASE RIMS OF CASE
STATE IR+ TOOLING REFERENCE SHEET
NUMBER/CODE

TS2



TOOLING ON OUTSIDE LID SIDES OF CASE
IF DOUBLE LINE REQUIRED
STATE TS2+ TOOLING REFERENCE SHEET
NUMBER/CODE

BS2



TOOLING ON OUTSIDE BASE SIDES OF CASE
IF DOUBLE LINE REQUIRED
STATE BS2+ TOOLING REFERENCE SHEET
NUMBER/CODE

TS1



TOOLING ON OUTSIDE LID SIDES OF CASE
IF SINGLE LINE REQUIRED
STATE TS1+ TOOLING REFERENCE SHEET
NUMBER/CODE

BS1



TOOLING ON OUTSIDE BASE SIDES OF CASE
IF SINGLE LINE REQUIRED
STATE BS1+ TOOLING REFERENCE SHEET
NUMBER/CODE