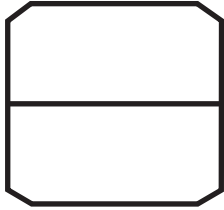


THE ROME COLLECTION

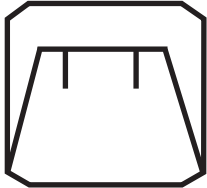
DESCRIPTION

INTERNAL DIMENSIONS




- * **E01** SINGLE RING CASE
INSERT SOFT ROLL
FOAM PADDED, COVERED
SOFT LEATHER OR SUEDE
FIXED IN BASE

57mmx55mmx42mm



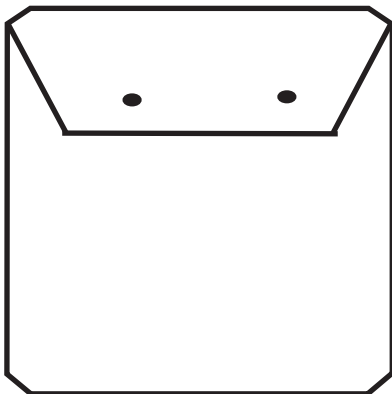
- * **E02** SMALL FLAP EARRING CASE
FIXED IN BASE
COVERED SOFT LEATHER OR SUEDE
PLEASE CONFIRM IS FLAP IS TO BE
SLIT THROUGH LEATHER SUEDE

52mmx50mmx27mm



- * **E03** FLAP EARRING CASE
FIXED IN BASE
COVERED SOFT LEATHER OR SUEDE
FLAP RETURN.
PLEASE CONFIRM IF SUEDE LEATHER
IS TO BE PIERCED THROUGH WITH HOLE

62mmx90mmx32mm



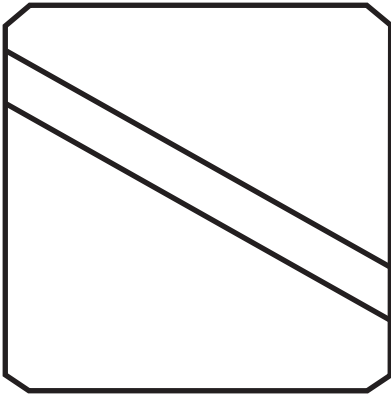
- * **E04** FLAP EARRING CASE
FIXED IN BASE
COVERED SOFT LEATHER
OR SUEDE FLAP RETURN
PLEASE CONFIRM IF SUEDE LEATHER
IS TO BE PIERCED THROUGH WITH HOLE

102mmx100mmx32mm

THE ROME COLLECTION

DESCRIPTION

INTERNAL DIMENSIONS



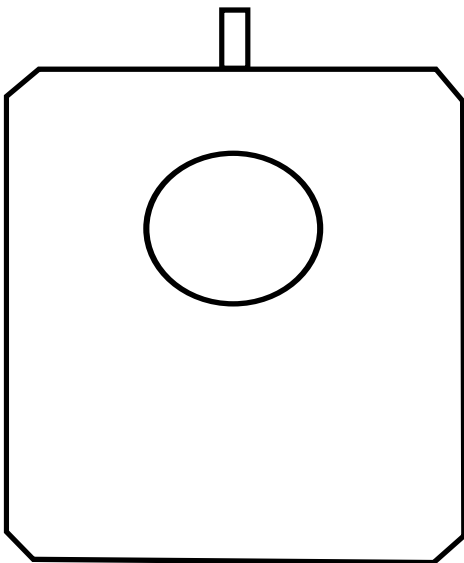
* **E05** UNIVERSAL CASE
INSERT WITH STRAP
FIXED BASE, COVERED
SOFT LEATHER OR SUEDE

102mmx100mmx32mm



* **E06** BRACELET CASE
INNER BASE WEDGE INSERT
FIXED IN BASE
COVERED SOFT LEATHER
OR SUEDE

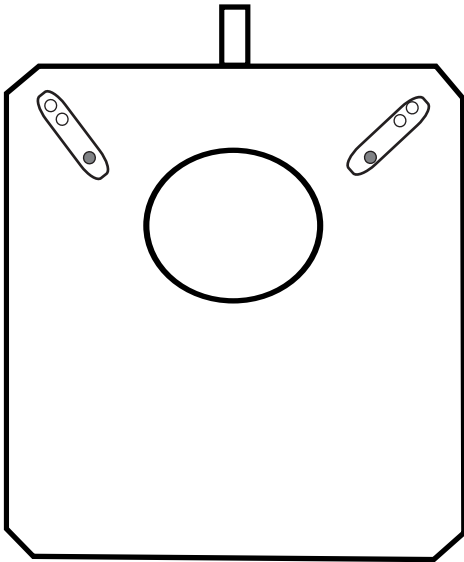
250mmx50mmx30mm



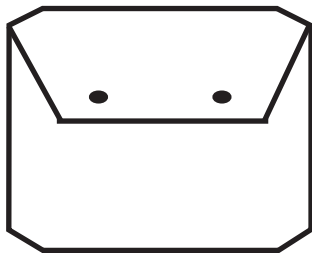
* **E07** NECKLACE CASE
INNER BASE LIFT OUT PAD
WITH RAISED NECK
COVERED SOFT LEATHER OR SUEDE.
WITH SUEDE OR LEATHER RIBBON LOOP

182mmx219mmx36mm

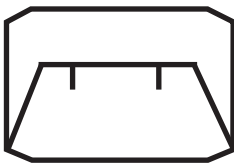
THE ROME COLLECTION



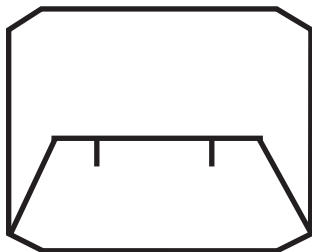
- * E08** NECKLACE CASE
INNER BASE LIFT OUT PAD
RAISED NECK
WITH TWO ADJUSTABLE STRAPS
COVERED SOFT LEATHER OR SUEDE
WITH SUEDE OR LEATHER
RIBBON LOOP. PORTRAIT
182mmx219mmx36mm



- * E09** FLAP EARRING CASE
FIXED IN BASE
COVERED SOFT LEATHER OR SUEDE
PLEASE CONFIRM IF SUEDE LEATHER
IS TO BE PIERCED THROUGH WITH HOLE
LANDSCAPE
80mmx65mmx32mm



- * E10** SMALL FLAP EARRING CASE
FIXED IN BASE
COVERED SOFT LEATHER OR SUEDE
PLEASE CONFIRM IF FLAP
IS TO BE SLIT, THROUGH LEATHER
SUEDE. LANDSCAPE
60mmx40mmx20mm

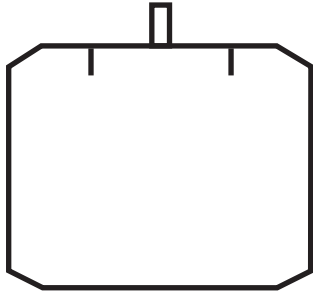


- * E11** FLAP EARRING CASE
LIFT OUT PAD
COVERED SOFT LEATHER OR SUEDE
PLEASE CONFIRM IF FLAP IS TO BE SLIT
THROUGH LEATHER SUEDE
LANDSCAPE
80mmx65mmx32mm

THE ROME COLLECTION

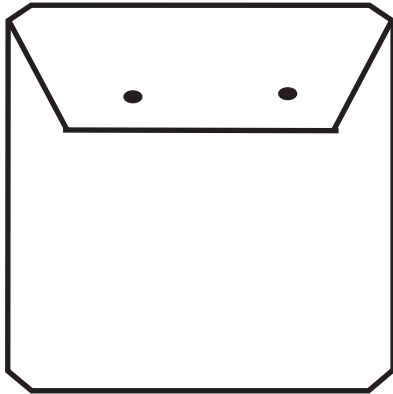
DESCRIPTION

INTERNAL DIMENSIONS



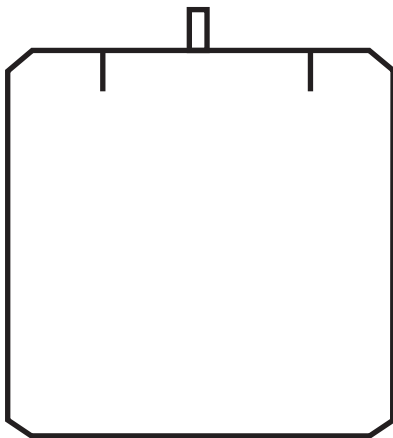
- * **E12** PENDANT CASE LIFT OUT PAD
WITH SUEDE OR LEATHER
RIBBON LOOP. COVERED
SOFT LEATHER OR SUEDE
TOP EDGE SLIT THROUGH
SUEDE LEATHER TO ALLOW
NECK CHAIN TO SLOT IN.
LANDSCAPE

80mmx65mmx32mm



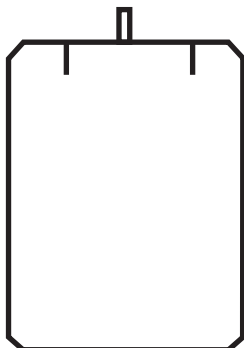
- * **E13** FLAP EARRING CASE
INSERT LIFT OUT PAD
COVERED SOFT LEATHER OR SUEDE
PLEASE CONFIRM IF SUEDE LEATHER
IS TO BE PIERCED THROUGH WITH HOLE.

102mmx100mmx32mm



- * **E14** PENDANT CASE LIFT OUT PAD
WITH SUEDE OR LEATHER RIBBON LOOP
COVERED SOFT LEATHER OR SUEDE
TOP EDGE SLIT THROUGH
SUEDE LEATHER
TO ALLOW NECK CHAIN TO SLOT IN.

102mmx100mmx32mm



- * **E15** PENDANT CASE LIFT OUT PAD
WITH SUEDE OR LEATHER RIBBON LOOP
COVERED SOFT LEATHER OR SUEDE
TOP EDGE SLIT THROUGH
SUEDE LEATHER
TO ALLOW NECK CHAIN TO SLOT IN.

62mmx90mmx32mm